

BE AN ORIGINAL.

SHAKE UP THE WORLD OF LIPO.




A trusted ultrasound assisted lipoplasty.

VASERlipo[®]

SYSTEM

SOLTA MEDICAL[®] OFFERS INNOVATIVE TECHNOLOGIES

that can help you grow your clinic through advanced technology and strong market demand. VASER[®] is a minimally invasive and precise ultrasound system that's creating a revolution in aesthetic body contouring. With this new level of versatility, you can perform a wide range of contouring applications — from significant fat reduction to precise sculpting on targeted areas of the body.



Ⓐ VASER[®] ULTRASOUND AMPLIFIER

Ⓑ VENTX[®] INFILTRATION AND
ASPIRATION CONSOLE

OPTIONAL

POWERX[®]
POWER-ASSISTED
LIPO CONSOLE



A SINGLE INTEGRATED SYSTEM

As an all-inclusive platform for fragmentation, emulsification and aspiration, VASER® is designed to optimise every step of the body sculpting experience. Contained in one easy-to-manoeuvre unit, it requires a minimum amount of space – and produces significant results.

PRECISION COMPONENTS FOR ADVANCED SCULPTING*

- **Replaceable Suction Filter:** Easy access to filter location for trapping any overflowing fat/fluids
- **VASER® Ultrasonic Amplifier:** Efficient fragmentation of fatty tissue using continuous and/or pulsed wave energy with convenient display to track activation time
- **VentX® Infiltration & Aspiration Console:** Quiet, efficient removal of fatty tissue with precise suction pressure control to preserve fat cell viability
- **PowerX® Power-Assisted Lipo Console (optional):** Rotational motion and variety of user settings for less aggressive or more aggressive debulking of large areas of fat
- **Precision Fluid Management™ System:** Simplified and precise tracking of fluid by measuring infiltrate volume up to 4500ml
- **Universal Canister/Utility Rack:** Adaptable sliding slots allow attachment of up to four 1,250ml collection canisters or other utilities and accessories
- **Peristaltic Infiltration Pump (not visible):** Smooth infiltration that is adjustable and reversible
- **Wireless Footswitch:** Untethered positioning for convenient and easy control over infiltration and ultrasound activation

* Always read the user manual for more detailed information.

MORE OPPORTUNITIES

- Enables removal of small volumes of fat for precision contouring or larger volumes for rapid debulking
- Makes delicate and fibrous areas easy to sculpt³
- Maintains fat cell viability for subsequent fat grafting^{1,7}

MORE PROCEDURES

- Wide awake in-clinic procedures⁸
- VASER® lipo high definition procedures
- Emerging male market

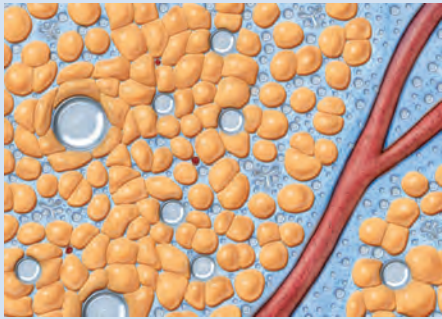
MORE CONTROL

- Minimally invasive⁹
- Clinically proven to enhance skin retraction^{2,3} and reduce blood loss compared to traditional liposuction⁴
- Wide array of probe and cannula options to treat all areas of the body*

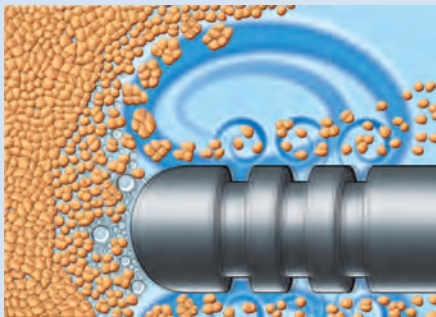
TECHNOLOGY-DRIVEN

CONTROL • COMFORT • CONVENIENCE

VASER® OFFERS AN IMPRESSIVE technology that optimises fat extraction without compromising the comfort of your patients^{6,2}. By selectively emulsifying fat cells prior to removal, VASER® enables exceptional control during the procedure and reduces aspiration time.



Fat cells being dislodged from tissue matrix by collapsing gas bubbles



Acoustic streaming further breaks down the fatty tissue into small packets of intact fat cells

HOW IT WORKS

During body contouring with VASER®, a tumescent fluid is infiltrated throughout the targeted fatty tissue area. This fluid, which naturally contains microscopic gas bubbles, surrounds and infiltrates between the loosely-connected fat cells. These air bubbles expand and collapse when exposed to the ultrasound energy emitted from the VASER® probes. The force created by the collapsing air bubbles dislodges the fat cells from the fatty tissue matrix so that they can be easily removed.

As the fat cells are displaced, they are mixed with the tumescent solution by a process called acoustic streaming, further breaking down the fat clumps into smaller groups of intact fat cells, which are subsequently aspirated. Since the air bubbles cannot intersperse between the cells of more dense tissues like blood vessels, nerves and collagen fibers, these tissues remain largely unaffected by the ultrasound energy. The majority of the fat cells in the emulsion remain intact, allowing fat that is treated and removed during the VASER® lipo procedure to be utilised for subsequent fat grafting procedures.¹


THE RIGHT PROBE FOR EVERY APPLICATION*

DIAMETER OPTIONS FOR ALL VOLUMES

A range of diameters provides versatility for precisely breaking apart small volumes of fat in delicate areas or rapidly debulking larger volumes.

GROOVE PATTERNS FOR ALL TISSUE TYPES

1, 2, 3 and 5-grooved probe designs allow you to control ultrasound energy dispersion to effectively target soft, medium and fibrous tissues.



THE ACCESSORIES

INFILTRATION TUBING

- For peristaltic pump systems
- 3.175mm ID/6.35mm OD
- 10 per box
- Optimised for the VASER® System
- 4m patient to pump/71cm pump to IV bag

SUCTION TUBING

- 9.5mm ID/15.9mm OD
- 3m length
- 10 per box
- Right-angle elbow for easy attachment and removal from canister
- Extra-soft, non-collapsing material for effortless handling

SKIN PORTS

- 3-4mm incision
- Designed to protect incision site and adjacent skin
- Reusable
- Autoclavable
- Plug prevents leakage (disc skin ports only)

* Always read the user manual for more detailed information.

VASER® BENEFITS

MOST BODY SCULPTING TECHNOLOGIES PRE-TREAT FAT prior to removal to promote smooth, predictable results, but not all have the advantages of VASER®. Combining the wide range of body contouring applications and your surgical skill, VASER® lipo treatment possibilities are endless. Compare for yourself.



ADVANCING THE SCIENCE OF LIPOSUCTION

The VASER® added value:

- Improved body contouring over traditional liposuction^{2,5}
- Enhanced skin retraction compared to traditional liposuction^{2,3}
- Treat multiple areas in a single procedure⁹
- Less pain, swelling and downtime than traditional liposuction²
- Precise sculpting vs. non-invasive treatments²

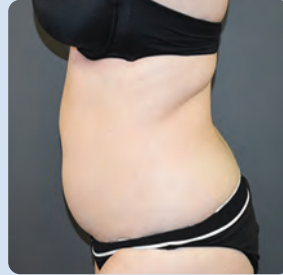
BEFORE AND AFTER



BEFORE VASER® lipo



AFTER VASER® lipo




BEFORE VASER® lipo



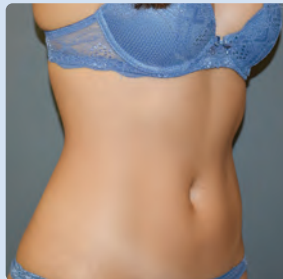
AFTER VASER® lipo




BEFORE VASER® lipo



AFTER VASER® lipo



BEFORE VASER® lipo



AFTER VASER® lipo



BEFORE VASER® lipo



AFTER VASER® lipo



BEFORE VASER® lipo



AFTER VASER® lipo

Photos have not been retouched. Individual results may vary.
Photographs courtesy of Solta Medical Aesthetic Center.

INDICATION

The VASER® Amplifier is intended for the fragmentation and emulsification of subcutaneous fatty tissues for aesthetic body contouring (modification of the anatomy).

The VASER® system is intended for the fragmentation, emulsification and aspiration of subcutaneous fatty tissue for aesthetic body contouring (modification of the anatomy). The VASER® system is also indicated for use in the following surgical specialties for the fragmentation, emulsification and aspiration of soft tissues:

- Neurosurgery;
- Gastrointestinal and Affiliated Organ Surgery;
- Urologic Surgery;
- Plastic and Reconstructive Surgery;
- General Surgery;
- Orthopedic Surgery;
- Gynecologic Surgery;
- Thoracic Surgery;
- Laparoscopic Surgery.

IMPORTANT SAFETY INFORMATION

Do not use VASER® in patients with chronic medical conditions, such as obesity, diabetes, blood clotting disorders, heart, lung, or circulatory system disease, or vascular problems, including common circulation problems and coagulation problems associated with certain medications.

- The following conditions may also affect the safety or effectiveness of VASER®:
 - Presence of collagen, scarring, or connective tissue disorders;
 - Presence of stretch marks or potential for stretch mark formation;
 - Lupus Erythematosus;
 - Endocrine disorders;
 - Pregnancy, or the possibility of pregnancy;
 - Other active diseases that may affect the procedure outcome or increase the risk.

Please read the user manual for more detailed information.

REFERENCES

1. Schafer, M.E., et al. Acute Adipocyte Viability After Third-Generation Ultrasound-Assisted Liposuction. *Aesthetic Surgery Journal*, 2013 Jul; 33(5):698-704. 2. Giuseppe A. Tension Suture Technique Combined with Lidocaine-Adrenaline-Saline Infiltration Decreases Complications and Promotes Recovery in Abdominoplasty. *Vaser Abdominal Contouring*. 2016:309–340. 3. Prendergast P. High Definition Body Sculpting. *Body Contouring with Ultrasound-Assisted Lipoplasty (VASER)*. 2011:465–508. 4. Garcia, O., Jr., Nathan N. (July/August 2008) Comparative Analysis of Blood Loss in Suction-Assisted Lipoplasty and Third-Generation Internal Ultrasound-Assisted Lipoplasty. *Aesthetic Surgery Journal*, 28(4): 430-435. 5. Prendergast P. Liposculpture of the Abdomen in an Office-Based Practice. In: *Body Contouring*. Berlin: Springer; 2010. p. 219–237. 6. Felipe Massignan Safety_Evaluation_of_VaserR_in_Body_Contouring.2018. 7. Hoyos A. VASER Technology for Ultrasound-Assisted Lipoplasty. In: *High Definition Body Sculpting*. Berlin: Springer; 2014. p. 73–81. 8.Schaverien, M. V., et al. (2017). Vaser liposuction under local anaesthesia: a safe and effective technique for the treatment of gynaecomastia. *Aesthetic Surgery Journal*, 37(2), 155-162. doi: 10.1093/asj/sjw184. 9.Di Giuseppe, A. Vaser® lipoabdominoplasty. *J Ästhet Chir* 9, 67–73 (2016).



S O L T A M E D I C A L ®

www.soltamedical.com

Instagram : @vasereurope

®/™ are trademarks of Bausch Health Companies Inc. or its affiliates. ©2023

Bausch Health Companies Inc. or its affiliates. Vaser® is a Medical Device CE 0344.

VAS.0025.EU.22